


## Instruction on how to fill the application using “Adobe Acrobat”

1. Open the file using “Adobe Acrobat” and click on the “Tools” command:



General\_Application Form 2022.pdf - Adobe Acrobat Pro

File Edit View Window Help

Open Create

Tools Fill & Sign Comment

Ministry of Foreign Affairs  
Republic of Azerbaijan

Ministry of Foreign Affairs  
**AIDA**  
Azerbaijan International Development Agency  
Improving the world together

MINISTRY OF EDUCATION  
REPUBLIC OF AZERBAIJAN

**SCHOLARSHIP PROGRAMME  
FOR CITIZENS OF THE OIC AND THE NAM MEMBER COUNTRIES  
APPLICATION FORM**

*\*Please fill with capital letters*

**PERSONAL DETAILS**

First name \_\_\_\_\_


## 2. To fill the application, choose the “Add text” section:


General\_Application Form 2022.pdf - Adobe Acrobat Pro


File Edit View Window Help

Open Create [Icons] 1 / 5 139%

Tools Fill & Sign Comment

  
Ministry of Foreign Affairs  
Republic of Azerbaijan

  
Ministry of Foreign Affairs  
**AIDA**  
Azerbaijan International Development Agency  
Improving the world together

  
MINISTRY OF EDUCATION  
REPUBLIC OF AZERBAIJAN

**SCHOLARSHIP PROGRAMME  
FOR CITIZENS OF THE OIC AND THE NAM MEMBER COUNTRIES  
APPLICATION FORM**

*\*Please fill with capital letters*

**PERSONAL DETAILS**

First name \_\_\_\_\_

Surname \_\_\_\_\_

Gender  Male  Female

PHOTO

Content Editing

- Edit Text & Images
- Add Text**
- Add Image
- Export File to...

More Content

- Add or Edit Link
- Add Bookmark
- Attach a File

Pages

Interactive Objects

Forms

Action Wizard

Text Recognition

Protection

3. To insert a photo, opt for the “Add Image” section or stick the photo manually when the application form is printed out:

General\_Application Form 2022.pdf - Adobe Acrobat Pro

File Edit View Window Help

Open Create

1 / 5 139%

Tools Fill & Sign Comment

Content Editing

- Edit Text & Images
- Add Text
- Add Image
- Export File to...

More Content

- Add or Edit Link
- Add Bookmark
- Attach a File

Pages

- Interactive Objects
- Forms
- Action Wizard
- Text Recognition
- Protection

Ministry of Foreign Affairs  
Republic of Azerbaijan

Ministry of Foreign Affairs  
**AIDA**  
Azerbaijan International Development Agency  
Improving the world together

MINISTRY OF EDUCATION  
REPUBLIC OF AZERBAIJAN

**SCHOLARSHIP PROGRAMME  
FOR CITIZENS OF THE OIC AND THE NAM MEMBER COUNTRIES  
APPLICATION FORM**

*\*Please fill with capital letters*

**PERSONAL DETAILS**

First name \_\_\_\_\_

Surname \_\_\_\_\_

Gender  Male  Female

PHOTO

- 4. After filling all the required spaces with the relevant information, print out the application form.**
- 5. As the final steps the applicant must sign the printed hard copy, attach his/her relevant photo & scan the for further processing.**